

ALL Sports Digest

EDWIN W JOHNSON 2
615 CHARLES ST
EAU CLAIRE WIS 54701

Volume 8, No. 1

Duluth, MN, February 1969

Price: 30 cents

NEGAMCO HOME RUN RATINGS FOR REGULAR PITCHERS

Here are home run ratings for the pitchers rated on Negamco's 1969 roster sheets. These ratings are used in the same manner as the ASD-Negamco home run chart. You may use these ratings with the park chart or separately.

If you are playing a league--be sure you play each team in the league an equal number of games before beginning to use these new ratings.

NATIONAL LEAGUE

Atlanta Braves

Jim Britton	M3
Ken Johnson	E
Dick Kelley	M1
Phil Niekro	E
Milt Pappas	E
Claude Raymond	E
Ron Reed	M1
George Stone	P4
Cecil Upshaw	E
Pat Jarvis	E

San Francisco Giants

Bobby Bolin	E
Joe Gibbon	P1
Ron Herbel	P1
Juan Marichal	E
Mike Mc Cormick	P1
Gaylord Perry	M1
Ray Sadecki	E
Frank Linzy	M3

Pittsburgh Pirates

Steve Blass	E
Jim Bunning	P1
Dock Ellis	M1
Elroy Face	E
Ron Kline	M2
Al McBean	M1
Bob Moose	M2
Tommie Sisk	M2
Bob Veale	E
Luke Walker	M2

OFFICIAL NATIONAL FOOTBALL LEAGUE STATISTICS--FINAL

TEN GAMES

STANDINGS

Western Conference

COASTAL DIVISION

TEAM	W	L	T	GB	PF	PA
Los Angeles	10	0	0	--	318	107
Baltimore	5	5	0	5	262	226
San Francisco	4	6	0	6	218	221
Atlanta	0	10	0	10	104	346

CENTRAL DIVISION

TEAM	W	L	T	GB	PF	PA
Chicago*	8	2	0	--	204	141
Green Bay	8	2	0	--	290	140
Minnesota	5	5	0	3	199	220
Detroit	4	6	0	4	178	132

Eastern Conference

CAPITOL DIVISION

TEAM	W	L	T	GB	PF	PA
Dallas	8	2	0	--	220	116
Washington	5	5	0	3	263	278
Philadelphia	2	8	0	6	183	330
New Orleans	1	7	2	6	166	253

CENTURY DIVISION

TEAM	W	L	T	GB	PF	PA
New York*	5	4	1	--	235	301
St. Louis	5	4	1	--	253	286
Cleveland	5	5	0	1/2	252	233
Pittsburgh	3	7	0	2 1/2	212	227

*-awarded first place by winning game with team tied with

LEADING RUSHERS

NAME, TEAM	TCB	YDS	AVE	TD	LONG
Sayers, Chicago	240	1435	6.0	13	65
Osborn, Minnesota	206	1321	6.4	12	75
Farr, Detroit	201	784	3.9	6	45
Kelly, Cleveland	152	715	4.7	9	45
Koy, New York	129	649	5.0	6	45
Roland, St. Louis	143	626	4.4	2	45
Green, Cleveland	124	622	5.0	9	46
Matte, Baltimore	125	590	4.7	4	37
Perkins, Dallas	155	580	3.7	6	37
Wilson, Green Bay	96	540	5.6	7	45
Josephson, Los Angeles	117	518	4.4	6	31
Shy, Pittsburgh	114	473	4.1	4	37
Woodeshick, Philadelphia	116	471	4.0	5	45
Coffey, Atlanta	127	465	3.7	2	37
Whitfield, Washington	123	455	3.7	4	23

LEADING PASS RECEIVERS

NAME, TEAM	PC	YDS	AVE	TD	LONG
Taylor, Washington	72	1067	14.8	6	51
Richardson, Baltimore	69	923	13.4	8	82
Jerry Smith, Washington	68	761	11.2	5	66
Jones, New York	67	1375	20.5	7	60
Jackie Smith, St. Louis	64	1325	20.7	10	73
Dowler, Green Bay	64	889	13.9	5	73
Hawkins, Philadelphia	63	1386	22.0	2	86
Rentzel, Dallas	63	915	14.5	4	38
Casey, Los Angeles	61	886	14.5	7	61
Mitchell, Washington	60	814	13.6	5	43

FINAL PASSING LEADERS

NAME, TEAM	PA	PC	PCT	YDS	IX	IX%	TD	LONG	AVE
Gabriel, Los Angeles	357	186	52.1	2701	6	1.7	21	77	7.57
Jurgensen, Washington	433	228	52.7	3146	10	2.3	19	66	7.27
Tarkenton, New York	369	193	52.3	3124	14	3.8	18	66	8.47
Unitas, Baltimore	358	203	56.7	2720	14	3.9	15	82	7.60
Starr, Green Bay	263	140	53.2	2357	14	5.3	12	73	8.96
Snead, Philadelphia	373	190	50.9	3063	16	4.3	11	86	8.21
Plum, Detroit	239	125	52.3	1336	3	1.3	5	53	5.59
Juozzo, New Orleans	225	102	45.3	1563	6	2.7	7	76	6.95
Ryan, Cleveland	297	141	47.4	2091	13	4.4	10	48	7.04
Kilmer, New Orleans	167	81	48.5	1112	4	2.4	2	48	6.66
Nix, Pittsburgh	219	110	50.2	1584	13	5.9	7	66	7.23
Brodie, San Francisco	346	156	45.1	1902	9	2.6	7	80	5.50
Hart, St. Louis	313	139	44.4	2086	19	6.1	15	73	6.66
Meredith, Dallas	361	152	42.1	2337	14	3.9	9	38	6.47

SOUTHERN ILLINOIS UNIVERSITY						
PLAYER	POS	FG	FT	PF	REBND	BC
Dick Garrett-----	F	1-43	1-85	41-57	3	1-62
Chuck Benson-----	F	1-29	1-60	42-55	4	11-72
Willie Griffin-----	G	1-23	1-64	43-54	3	21-82
Bruce Butchko-----	C	1-17	1-63	44-54	2	31-92
Howard Keene-----	F	1-17	1-57	45-58	2	39-100
Bobby Jackson-----	G	1-11	1-47	46-56	2	1-57
Craig Taylor-----	G	1-11	1-46	47-54	1	11-67
Rex Barker-----	G	1-9	1-35	48-50	1	21-77
Juarez Rosborough---	C	1-7	1-30	49-54	2	31-87
Bill Steppe-----	F	1-7	1-66	50-52	1	41-97
Andy Kukic-----	C	1-5	1-100	41-43	2	1-52
Rich Brueckner-----	F	1-5	0	42-44	1	11-62
Charles Hughes-----	G	1-5	0	43-45	0	21-72

UNIVERSITY OF RHODE ISLAND						
Art Stephenson-----		1-41	1-74	41-53	7	1-54
Larry Johnson-----		1-43	1-72	42-53	2	11-64
John Fultz-----		1-43	1-70	43-61	3	21-74
Joe Zaranaka-----		1-19	1-67	44-62	2	31-84
Leon Mintschenko---		1-15	1-74	45-55	1	41-94
Mike Schanne-----		1-15	1-81	46-54	1	51-94
Joe VanOudenhove---		1-11	1-76	47-51	2	57-100
Steve Kopitko-----		1-7	1-62	48-54	1	29-72
Stan Moody-----		1-7	1-66	49-53	1	1-44
Skip Castaldi-----		1-9	1-45	50-52	1	29-72
Bob Knight-----		1-5	1-41	41-44	1	1-39
Bill Metkiff-----		1-5	1-56	42-44	1	11-49
Glenn Gariepy-----		1-5	1-65	43-45	1	21-59
Dick Jenkins-----		1-5	1-100	44-46	1	31-69

PITTSBURGH U.						
Tony DeLisio-----		1-25	1-72	41-50	2	1-44
Bob McFarland-----		1-23	1-74	42-52	3	11-54
Mike Patcher-----		1-19	1-74	43-58	3	21-64
Bob Petrini-----		1-19	1-73	44-47	1	31-74
Ken Bollens-----		1-17	1-69	45-56	2	41-84
Pete Smith-----		1-15	1-85	46-56	1	1-29
Len Kalata-----		1-15	1-78	47-50	2	11-39
Steve Stevenson----		1-13	1-58	48-56	1	21-49
Paul Naponick-----		1-11	1-62	49-53	2	31-59
Charles Hunt-----		1-9	1-53	50-64	2	41-69
Frank Gustine-----		1-5	1-45	41-44	1	51-74

UNIVERSITY OF DETROIT						
Ralph Brisker-----	G	1-37	1-61	41-58	3	1-41
Bruce Rodwan-----	F	1-29	1-78	42-60	5	11-51
Larry Salci-----	G	1-33	1-83	43-60	2	21-61
Jerry Swartzfager---	F	1-33	1-69	44-61	3	31-71
Tommy Richardson---	C	1-31	1-50	45-66	6	41-81
Larry Moore-----	C	1-11	1-51	46-48	2	51-76
Vyto Abramavicius---	F	1-15	1-72	47-59	2	61-86
Dwight Dunlap-----	G	1-9	1-82	48-50	1	71-96
Al McIntosh-----	G&F	1-7	1-62	49-58	1	75-100
Rick Pine-----	F	1-5	1-50	50-52	1	38-63
Chuck Bellock-----	G	1-5	1-100	41-43	0	1-21
Jim Kozak-----	C	1-5	1	42-44	1	11-31
Jeff Balasko-----	F	1	0	43-45	1	21-41
Mike Gearty-----	G	1	0	0	0	31-51

PENN STATE						
PLAYER	POS	FG	FT	PF	REBND	BC
Jeff Persson-----		1-31	1-72	41-53	4	1-53
Tom Daley-----		1-29	1-66	42-54	2	11-63
Bill Stansfield----		1-19	1-48	43-55	4	21-73
Bill Young-----		1-19	1-69	44-59	4	31-83
Galen Godbey-----		1-17	1-59	45-62	3	41-93
Jim Linden-----		1-17	1-64	46-61	2	51-93
Gregg Hamilton-----		1-11	1-82	47-51	1	58-100
Jeff Schweitzer----		1-5	1-66	48-50	1	1-43
Mike Egleston-----		1-5	1-65	49-51	1	29-71
Phil Nichols-----		1-5	1-30	50-52	1	30-72
Ron Hornyak-----		1-5	1-100	0	0	1-38
Lee Ammerman-----		1-5	1-100	0	0	21-58
Steve Curley-----		1	0	41-43	1	41-78
Phil Stainbrook----		1	0	42-44	0	63-100

Last month, I printed Mr. Bryfogle's 1966 Pirate Results. I omitted a few lines intended to explain those results. Note that each player had two lines of results. The top line was Richard's replay results, and the bottom line was the player's real-life 1966 results.

Of course, you could have figured that out by alertly seeing how the team results were printed on the first page, but if you did not, and you did not have a copy of the 1967 Off. Baseball Guide to check to find which were the real-life results, you now know.

On occasion, I have received fine letters from subscribers telling me about their replay results. Often their comments indicate some lack of understanding regarding the results that they can obtain by replay. The printing of play results should help to alleviate that lack of knowledge.

Their results depend on the built-in realism of the game they are playing, their ability to play the game realistically, and normal random deviation. The more variations the game reproduces the more responsibility falls on the manager.

The greatest differences (and this is normal) will be in categories where there are limited number of occurrences. Looking at those players who played the most you see they are very accurate. But, combining the results into team figures shows you how the ratings when applied over a much greater occurrence sample come out remarkably correct.

Many fans attempt to prove the realism of a game by replay. This is possible. But, it is also possible for a perfectly conceived and realistic game to produce terribly inaccurate replay results. Especially when you consider the small samples that many fans decide to use in these replay experiments.

If you are attempting to obtain realistic results to prove the accuracy of your managing, or the ability of a famous player against modern players, or the realism of a sport table game, you must first decide which categories to compare that will give a true reflection of the game's realism.

Baseball Schedules

The baseball schedule in this paper will be followed by three other parts in future issues of ASD.

All Sports Digest

Published Monthly

Bus. Office: 2309 E 1st St, Duluth, Minnesota 55812.

Editor & Publisher: K. T. Henricksen
2 year subscription: \$3.50, 5 years \$7.50, or 25 cents per month.

Second-class postage paid at Duluth, Minnesota 55801.

Vol 8, No 1 February 1969 Duluth Mn

BLM Extra Players for '68 Replay

AMERICAN LEAGUE BATTERS

NAME	TEAM	G	Pos	F	T	PH	BB	BA	2B	3B	HR	K	SBA
Dave Campbell	Detroit	5	2B	0	-	4	11	12	-	-	41-90	42	30
Bob Christian	"	1	OF	25	P7	1	0	33	1-50	-	-	2	30
" "	"	1	1B	0	-	-	-	-	-	-	-	-	-
Len Green	"	2	OF	25	P6	4	0	25	-	-	-	2	40
Mike Fiore	Baltimore	5	1B	11	-	-	22	6	-	-	-	26	30
" "	"	1	OF	0	P7	-	-	-	-	-	-	-	-
Bob Floyd	"	4	SS	0	-	1	0	11	1-50	-	-	38	30
Lorenzo Fernandez	"	7	SS	7	-	13	5	11	-	-	-	12	30
" "	"	4	2B	0	-	-	-	-	-	-	-	-	-
Tim Cullen	Washington	33	SS	2	-	-	7	27	1-13	41-46	61-63	14	38
" "	"	16	2B	4	-	-	-	-	-	-	-	-	-
" "	"	3	3B	50	-	-	-	-	-	-	-	-	-
Dick Billings	"	8	OF	6	M2	-	13	18	1-17	-	61-77	48	30
" "	"	4	3B	50	-	-	-	-	-	-	-	-	-
Brant Alyea	"	39	OF	0	P7	14	7	27	1-27	41-42	61-75	36	30
Fred Valentine	"	27	OF	1	P1	10	7	24	21-28	-	31-42	14	47
Sam Bowens	"	27	OF	3	E	30	9	19	1-18	-	51-68	42	39
Gene Martin	"	2	OF	25	P7	7	0	36	51-75	-	1-25	14	30
Norm Siebern	Boston	2	OF	25	M1	23	0	7	-	-	-	18	36
" "	"	2	1B	0	-	-	-	-	-	-	-	-	-
Luis Alvarado	"	11	SS	1	-	-	5	13	1-33	-	-	28	35
George Thomas	"	9	OF	0	P5	3	9	20	-	-	21-70	38	40
Gene Oliver	"	10	C	3	P4	5	10	14	-	-	-	40	36
" "	"	1	OF	25	P7	-	-	-	-	-	-	-	-
Gerald Moses	"	6	C	7	P20	-	5	33	-	-	41-73	34	34
Graig Nettles	Minnesota	16	OF	2	M3	-	8	22	71-82	61-66	1-29	34	30
" "	"	5	3B	7	-	-	-	-	-	-	-	-	-
" "	"	3	1B	0	-	-	-	-	-	-	-	-	-
Warren Renick	"	40	SS	4	-	2	8	22	1-24	31-39	61-74	56	30
Gerry Zimmerman	"	24	C	2	P13	-	8	11	1-20	-	-	26	30
Pat Kelly	"	10	OF	4	M2	2	10	11	41-90	-	1-25	32	33
George Mitterwald	"	10	C	8	P2	1	8	21	1-14	-	-	30	30
Willie Smith	Cleveland	7	1B	0	-	25	4	14	41-73	-	-	38	38
" "	"	1	OF	0	P5	-	-	-	-	-	-	-	-
Jose Vidal	"	26	OF	0	P2	10	4	17	-	-	51-72	34	41
" "	"	1	1B	0	-	-	-	-	-	-	-	-	-
Lou Klimchok	"	4	3B	50	-	5	0	13	-	-	-	2	35
" "	"	1	2B	25	-	-	-	-	-	-	-	-	-
" "	"	1	1B	0	-	-	-	-	-	-	-	-	-
Mike Paul	"	1	1B	25	-	35	4	17	-	-	-	66	30
Bill Harris	"	10	3B	6	-	-	8	21	41-65	21-25	-	30	42
" "	"	27	2B	3	-	-	-	-	-	-	-	-	-
" "	"	1	SS	0	-	-	-	-	-	-	-	-	-
Ken Suarez	"	12	C	0	P4	2	9	10	-	-	-	34	35
" "	"	1	OF	25	P7	-	-	-	-	-	-	-	-
" "	"	1	3B	25	-	-	-	-	-	-	-	-	-
" "	"	1	2B	0	-	-	-	-	-	-	-	-	-
Ed Leon	"	6	SS	0	-	-	0	1	-	-	-	100	30
Dick Scheinblum	"	16	OF	0	P8	3	10	22	1-42	-	-	18	32
Leon Wagner	"	10	OF	10	P7	28	11	18	21-64	-	-	16	41
Lou Piniella	"	2	OF	0	P7	4	0	1	-	-	-	2	30
Ray Fosse	"	1	C	0	P3	-	0	1	-	-	-	2	30
Joe Keough	Oakland	29	OF	3	E	4	8	21	31-39	51-55	1-9	14	41
" "	"	1	1B	0	-	-	-	-	-	-	-	-	-
Floyd Robinson	"	18	OF	3	P6	35	4	25	31-55	-	1-5	16	38
Al Lewis	"	1	OF	25	P7	25	20	25	-	-	-	2	46
Rene Lachemann	"	16	C	7	P9	3	3	15	1-11	-	-	22	34
Tolia Solaita	New York	1	1B	0	-	-	0	1	-	-	-	100	30
Charlie Smith	"	13	3B	3	-	33	4	23	1-25	31-36	71-76	34	36
Steve Whitaker	"	14	OF	7	M6	14	12	12	51-79	-	-	34	35
Eliseo Rodriguez	"	9	C	0	P9	-	11	21	-	-	-	16	30
Gail Hopkins	Chicago	7	1B	0	-	22	12	22	1-25	-	-	10	30
Ken Boyer	"	5	3B	9	-	4	4	12	-	-	-	28	37
" "	"	1	1B	0	-	-	-	-	-	-	-	-	-
Dick Morales	"	7	SS	2	-	-	6	17	-	-	-	20	30
" "	"	5	2B	0	-	-	-	-	-	-	-	-	-

Cont'd Bottom Page 6, Cols 1, 2, & 3

Readers Games

NHL All-Star Game

After receiving my 1969 Negamco hockey cards, I decided to replay last year's NHL All-Star Game. The contest had a team of NHL stars facing the defending Stanley Cup Champion Toronto Maple Leafs.

The game was very realistic. The Leafs edged the All-Stars by a score of 3-2. Here are the game statistics:

SCORING-PERIOD I

Toronto-Mahovlich(Horton)
All-Stars-Howe(Pilote)
Toronto-Ellis; power-play(Unasst)
Toronto-Pulford(Walton)
Penalties: Orr 5 min; Pulford 2 min;
Stanley 2 min.

SCORING-PERIOD II

All-Stars- Beliveau(Bucyk, Schinkel)
Penalties: none

SCORING-PERIOD III

No Scoring
Penalties: Horton 2 min, Pappin 2 min,
Stemkowski 2 min.

SHOTS ON GOAL

Toronto	5	9	8	22
All-Stars	1	6	6	13

John Schutza, Harper Woods, MI

1967-'68 NBA Replay

I own the Negamco basketball game. Gary Jubber, Lary Steed, and I are re-playing the '67-68 probasketball season. Here are the results from the first part of the season:

EAST	W	L
1. Philadelphia	9	0
2. Baltimore	10	4
3. Boston	4	6
4. Detroit	4	6
5. Cincinnati	4	7
6. New York	3	10

WEST	W	L
1. Los Angeles	10	1
2. San Francisco	9	1
3. St. Louis	6	5
4. Seattle	5	9
5. Chicago	4	9
6. San Diego	2	11

We have been using some of the ideas put forth in your December 1967 issue. We have found that the defensive ratings do not have a very strong effect on the outcome of the games. We have been using the line-up court for some time and have found it speeds up the game and adds a lot more to the coaching of the teams.

Warren Lyckman, Sethbridge, Canada

The Mail Sack

The Mail Sack is composed of letters and letter-orders plus, at times, appropriate comments and answers by ASD's editor to questions posed by the correspondents. Contributing letters to this section, at this time, are: All Sports Digest, BLM, and Negamco.

(From ASD)

I am writing on January 20th and have just received my December issue of ASD. I am not complaining about receiving that issue late.

I have a football question to ask you. In the 1968 football game of BLM, Fran Tarkenton has a lateral rating 2. The problem is, a quarterback can not lateral the ball in the game. Only punt return and kick-off return men can lateral.

I would also like to know, is charging a shooting foul in college basketball? In the BLM rules they say that the team gets the ball out at backcourt but in college games I've seen, they awarded the player charged a free throw.

I have a suggestion for a basketball team for BLM to put into ASD, Tennessee. Tennessee finished 2nd to Kentucky in the Southeastern Conf. with a 20-6 record. UT defeated Kentucky over 20 pts. at home and lost by only 1 at Kentucky. If BLM is interested, I will get the statistics for them.

Ben Rasnic, Jonesville, Va 24263

(ED) Skip the laterals in BLM. In the future, BLM does not intend rating players for laterals. No sufficient, and timely information is available for this minor aspect of pro football.

The BLM Basketball rules are guides for pro play. BLM can not print official rules for either pro or college play in their game's rule book. You must find another source for official rules, and go by those rules on any questions about scoring. I believe you are correct. In college play, charging is a shooting foul.

I will not be able to print more BLM college teams based on '67-'68 this year.

(From ASD)

I am a proud owner of Negamco baseball and by obtaining back issues of ASD, I have found that there are Negamco Home Run Ratings for Regular Pitchers. I have noticed that you have to have a park chart. I know that this was printed in your January 1968 ASD, but as you stated it is all sold out. I wonder if you have or can print me one of these charts. Please do, I will gladly pay for it.

Gary Stragar, Port Vue, Pa 15130

(Ed) HR by Parks Chart not necessary but optional. PHR's can be used separately, Parks Chart can be used separately, or both together at your option.

(From Negamco)

Please accept my order for the war game entitled "Bismarck."

I am ordering this game, although I have no idea of what it consists of, how its played or of what quality it is because I have never seen any descriptions of it in ASD or elsewhere, simply out of confidence in Negamco, ASD, and BLM. I have in the past purchased something from all three companies and I have always received more than my monies worth.

About a month ago, I bought a Negamco NFL Football Game. It is worth twice the \$4.98 cost.

These are some of the reasons why I am ordering "Bismarck" on faith alone. I wish you would, however, send me descriptive literature on the other war games listed.

I am now in my 10th year of playing and enjoying sports table games. At the age of 15 I ordered my first BLM Baseball Game. I've been an avid fan ever since.

As a hobby, it's probably the least expensive per-hour of recreation available.

Your All Sports Digest is an interesting, informative and stimulating companion of the sports table game enthusiast. I enjoy it thor-

oughly.

The only problem I encounter is the infrequency with which I meet other enthusiasts for challenging in-person games.

Would you please place this short message under club notes in your next issue?

"I would like to meet other sport game's enthusiasts in my area for stimulating and challenging in-person games." Howard L Beverly, 112 Briar Lane, Washington, Ill(near Peoria).

(From ASD)

I am starting a baseball league using the new 1969 rosters and cards. The league will be made of draft picks from the American League. BLM and Negamco games accepted. Anyone interested in joining please write: Craig Johnston, 948 Dominion St., Winnipeg 10, Manitoba, Canada.

(From ASD)

I have been playing table games for the past 10 years and either own or have played Negamco football, basketball, hockey, golf, and baseball; BLM football, basketball, and baseball; and APBA football, basketball, baseball, and golf. My choice as the best would be BLM baseball. It is ideal for solitaire. BLM basketball would be a close second, but I don't have time to play a long season. BLM football can't be enjoyed as much when one plays solitaire, as I usually do. When I can find someone to compete with, I rate it as the best football game. For solitaire purposes, Negamco football is the best. (I limit each team to 5 hook passes per half because they are too easy to complete.) APBA football statistics are usually inaccurate because of the distances and fairly easy completions of the long pass.

I played 3 APBA basketball games and the 1st two were interesting.

In the 3rd game, my friend had Philadelphia and I had Boston. His offensive pattern consisted in passing to Chamberlain and shooting. Although, I called the right defenses, I lost 130-110 with Chamberlain scoring 95 points. I have not played since. APBA golf is accurate but I find it takes too long to play a tournament.

I hope BLM produces a hockey game as I know they will find a way to incorporate defense into it. The games are certainly more enjoyable when there are decisions to be made.

This past winter I played a Negamco basketball league with my cousin, who owns that game. The defensive ratings & team point totals made the game more realistic.

The BLM baseball game is far ahead of all others in its field. The pitcher's SPC and RPC ratings are extremely realistic. Even in the 8th inning of a 5-1 game, one may have to change pitchers because he is weakening. This adds excitement to games which normally would be bores. APBA baseball would be much better if they had more than 4 ratings for pitchers. Also a larger roster would help. I have had to use pitchers as pinch-hitters occasionally for lack of other players.

I enjoy reading your paper and find the numerous tips and ideas helpful. Also, your evaluation of different games is good. I recently purchased a PTG Basketball game after reading your critique. I haven't received it yet, but I hope it takes a little less time than BLM to play, yet includes at least some of the numerous opportunities to make coaching decisions that makes table games so enjoyable.

Gerald Gauthier, 155 Warwick St, Lowell Ma

New York Mets

Don Cardwell	E
Dan Frisella	P1
Al Jackson	M1
Cal Koonce	M1
Jerry Koosman	P1
Jim McAndrew	E
Nolan Ryan	P3
Tom Seaver	E
Dick Selma	E
Bill Short	M3
Ron Taylor	E

Houston Astros

Wade Blasingame	E
John Buzhardt	M3
Dan Coombs	M3
Mike Cuellar	M1
Larry Dierker	E
Tom Dukes	M1
Dave Giusti	E
Denny Lemaster	M1
Jim Ray	P1
Steve Shea	M3
Don Wilson	M1

Cincinnati Reds

Ted Abernathy	P1
Gerry Arrigo	P1
George Culver	M2
Bill Kelso	P2
Bob Lee	M1
Jim Maloney	P1
Bill McCool	E
Gary Nolan	P1
Jay Ritchie	P2
Clay Carroll	M2
Tony Cloninger	P1
Milt Pappas	P3

St Louis Cardinals

Nelson Briles	P1
Steve Carlton	M1
Bob Gibson	E
Harold Gilson	M2
Wayne Granger	M1
Joe Hoerner	E
Dick Hughes	P4
Larry Jaster	P1
Mel Nelson	E
Ray Washburn	M1
Ron Willis	P1

Philadelphia Phillies

John Boozer	M1
Dick Farrell	P1
Woody Fryman	E
Dick Hall	P2
Grant Jackson	E
Larry Jackson	M1
Jeff James	E
Jerry Johnson	E
Chris Short	P2
Gary Wagner	M3
Dick Wise	M1

Club Notes

(Ed) The following owners wish to contact other sports game enthusiasts in their area for the purpose of starting a game club. Write them if interested.

Due to the overwhelming success of David Vogels' 1968 National Baseball Association play-by-mail league, we are proud to announce the formation of the American Baseball Association. This new league will be run by two previous managers Greg Powell of Manchester, Conn. and myself. Our purpose will be to replay with BLM the American League as realistically as possible. The ABBA will make some changes from last years' procedure. As the NBBA did we will attempt to enlist substitutes. The ABBA will begin its season the same day as opening day 1968. I would like to extend an official welcome to anyone interested in joining our league. You must be willing to play conscientiously. You must own a 1969 edition of Big League Manager. Please write: Dave Wood, 1587 Cherrylawn Crescent, Windsor, Ont. Canada.

PS: Include your AL choices(all 10) in order of your preference.

Anyone who wishes to join a baseball league using the '67, '68, and '69 editions of BLM, or Negamco please write to: Charles Russell, RD# 3, Smithport, Pa 16749.

I am starting a summer 1969 baseball league using all 10 American League teams. I will manage the N.Y. Yankees and need nine more managers. Must have Negamco Baseball. Dedicated players only. If interested send top 9 choices to me. Mickey Gaede, 2305 Corrientes, Bakersfield, Ca 93306.

PHR's Cont'd

Chicago Cubs

Bill Hands	P2
Chuck Hartenstein	E
Ken Holtzman	P1
Ferguson Jenkins	P2
John Lamabe	P2
Joe Niekro	P1
Dick Nye	P2
Phil Regan	P1
Gary Moss	M2
Bill Stoneman	P5

Los Angeles Dodgers

Hank Aguirre	M3
John Billingham	M3
Jim Brewer	P1
Don Drysdale	M1
Jim Grant	M3
Mike Kekich	P1
Claude Osteen	M1
John Purdin	M1
Bill Singer	E
Don Sutton	M2

NFL REPLAY

(Ed) This is a report by Casey Mc Keever on his 1967 NFL season replay. His statistical data starts on Page one and continues on Page 7.

Casey did a fine job, not only reporting his results, writing up his key games, compiling his statistics neatly and accurately, but also in determining for himself the ground rules for his play. Knowing the ground rules, he was able(as he relates) to criticize his league objectively and accurately.

As I read his article, I infer that his 42 defensive card pack was utilized for each game and each team. Although, the special defensive pack set-up for each game is advised, it should not be identical for each game and each team. Obviously, if you have it identical you are benefiting some teams and handicapping others. Since every team is different, the coach should honestly and objectively set up that team's defense according to the team's own strengths and weaknesses and its opponent's strengths and weaknesses.

"I have recently completed a 10-game 16 team BLM football season (with the '68 edition). When I started I was doubtful I would ever finish, but the games played quicker than expected, and my interest never seemed to subside. Before I started I made 42 defensive cards (with a defensive formation and a key on each), and randomly drew these while I selected the offensive plays. I didn't include all defensive formations and keys, since I figured that combinations such as defense 8 with the halfback keyed would never be selected, anyway. Here is the breakdown and the number of each defense I used:

Defense 1:	7
Defense 2:	9
Defense 3:	8
Defense 4:	3
Defense 5:	3
Defense 6:	3
Defense 7:	3
Defense 8:	6
	42

The reason there are so many more pass defenses than run defenses was that I thought it would be too easy to pass if they were more balanced. As it turned out, I probably should have used more 1 and 2 formations. The Pass percentages generally were lower than they should have been, although except for a few runners(notably Sayers and Osborn), the rushing statistics were fairly accurate. I passed far too often. Considering this was only a ten-game schedule, dividing each of the PA(attempted passes) by 10 will give you the average number of passes for each quarterback.

Looking at the runners you can see that except for the top three leaders, most of the rest of the leading rushers

Cont'd Page 7, Col 1

classified ads

Ads now accepted. Cost is 5¢ a word and the deadline for ads is the 20th of each month preceding date of issue.

1969 BLM Baseball

Available March 10th. This card set contains 500 player cards, 200 pitchers, and 300 fielders. Price of 10 Team set is \$5.00 plus 26 cents postage(12 ozs), choose 10 Team AL, or 10 Team NL. The price of the 20 Team set is \$7.00 plus postage(1 lb, 5 oz package) from your city to Duluth Mn. The 10 Team game your choice AL or NL is \$9.50 plus postage(3 lb, 14 oz). The 1969 20 Team Game is \$12.00 plus postage(4 lb, 9 oz). You may wish to use faster mail delivery so we have lowered the price of our games and card sets and give you the option on mail service. Add 30 cents Handling on each order.

1969 Negamco Baseball

The 20 Team Roster set is now \$2.75 plus 8 cents postage(3 ozs) plus 30 cents handling or \$3.13. The complete 1969 game is \$4.98 plus 34¢ postage(15 ozs) plus 30 cents handling or \$5.62.

BLM Blank Player Cards

Blank Baseball Player Cards are available. The price is 30 for \$1.00 plus 6 cents postage(1 oz) and 30¢ handling per order, or 100 for \$2.50 plus 8 cents postage(3 ozs) and 30¢ handling per order.

Negamco College Hockey

MICHIGAN TECH UNIVERSITY

PLAYER	TEAM	Pos	Goals	Assts	PK	PIM	PER
Karlander	Mich Tech	C	1-36	1-21	1-41	1-5	10
Watts	Mich Tech	W	6-28	6-33	6-53	6-14	10
Bell	Mich Tech	W	11-17	11-53	11-73	15-25	10
Shillington	Mich Tech	W	16-38	16-35	16-55	26-33	10
Marshall	Mich Tech	W	21-33	21-50	21-70	34-38	8
Boxer	Mich Tech	W	26-43	26-46	26-66	39-44	10
Haines	Mich Tech	C	31-46	31-50	31-70	45-46	7
Kryway	Mich Tech	W	36-56	36-48	36-68	47	9
Sieradzki	Mich Tech	D	41-48	41-65	41-85	48-52	10
Hall	Mich Tech	W	46-58	46-60	46-80	53-55	7
Hinton	Mich Tech	D	51-58	51-63	51-83	56-59	10
Rivalin	Mich Tech	D	56-60	56-68	56-88	60-76	10
Desjardine	Mich Tech	D	61-62	61-75	61-95	77-82	10
Jones	Mich Tech	W	66-72	66-67	66-87	0	1
Freeman	Mich Tech	W	71-77	71-72	71-92	83-85	4
Amadio	Mich Tech	D	76	76-83	56-83	86-92	8
Downey	Mich Tech	C	81-85	81-82	61-82	93	7
Reade	Mich Tech	C	86-88	86-88	66-88	94	3
Sawchuk	Mich Tech	W	91	91-93	71-93	95-96	6
Gibbs	Mich Tech	C	91	91-93	71-93	95-96	6
P. Grant	Mich Tech	D	100	100	80-100	97	3
J. Grant	Mich Tech	D	1	1	1-21	98	1
G. McRae	Mich Tech	G	Saves: 1-46				
B. Hughes	Mich Tech	G	Saves: 31-70				
B. Lassila	Mich Tech	G	Saves: 71-100				

Sale: New 1968 Negamco Football \$3.50. Robert Barbieri, 1636 Forestal St., Philadelphia, Pa 19145

WANTED: Strat-o-Matic '64 Yankees Willing to pay \$2.00 or will trade '66 Negamco Baseball Game (in good condition) for it. Write: Charles Compton Jr., Box 355, Freer, Tex. 78357.

Wanted: Back Editions Negamco Hockey. Editions of BLM Baseball before 1962. Also Negamco Baseball. John Probber, Guion Rd, Rye, NY 10580.

For Sale: 1968 BLM Basketball game five past teams college set 3--\$17.00. Write: Tyrone Daniels, 95 Old Broadway, Apt 13L, New York, NY 10027.

AMERICAN LEAGUE BATTERS CONT'D FROM PAGE # 3

NAME	TEAM	G	Pos	F	T	PH	BB	BA	2B	3B	HR	K	SBA
Woody Held	"	33	OF	0	P2	1	10	17	1-11	-	-	32	31
Woody Held	Chicago	5	3B	6	-								
" "	"	1	2B	0	-								
Ron Hansen	"	29	3B	4	-	2	11	23	1-15	-	61-65	18	37
" "	"	7	SS	3	-								
" "	"	2	2B	0	-								
Bill Melton	"	33	3B	2	-	1	8	27	1-28	-	61-67	40	40
Russ Snyder	"	22	OF	1	P2	16	3	13	41-58	-	1-9	22	39
Carlos May	"	17	OF	3	P7	-	3	18	1-8	-	-	28	30
Dick Booker	"	3	C	0	P20	2	17	1	-	-	-	40	30
Jim Spencer	California	19	1B	1	-	-	6	19	51-58	-	-	18	30
Wayne Causey	"	4	2B	3	-	-	0	1	-	-	-	10	37
Woody Held	"	5	SS	6	-	15	14	11	1-20	-	-	38	31
" "	"	5	3B	6	-	-							
" "	"	3	OF	0	P2								
" "	"	5	2B	0	-								
Winston Llenas	"	9	3B	19	-	7	7	13	1-20	-	-	14	35
Jarvis Tatum	"	11	OF	0	P7	6	0	18	1-11	-	-	22	30
John Johnstone	"	29	OF	1	M2	12	6	26	41-53	61-63	-	18	41
Carlos Trevino	"	11	OF	3	M1	6	5	22	1-11	-	-	30	34
Tom Bergmeier	"	1	OF	25	P7	70	33	1	-	-	-	2	41
Tom Egan	"	14	C	0	P6	2	4	12	1-20	-	61-80	40	29
Orlando McFarlane	"	9	C	5	M10	9	11	29	-	-	-	40	28
Russ Nagelson	Cleveland	-	PH	-	-	5	40	33	-	-	-	100	30
Tony La Russa	Oakland	-	PH	-	-	5	0	33	-	-	-	2	30

averaged fewer rushing attempts per game than they really did. The biggest reason for this was, of course, my own personal preference for a high-scoring, wide-open game. Even so, I found it very difficult to establish an adequate running game unless the team had two, well-rated running backs. The only teams to consistently do this were Green Bay, Chicago (who had only 1 solid back), Cleveland, and Minnesota.

The season on the whole was exciting and surprising. As the league progressed, three powerhouses emerged. They were the Rams in the Coastal Division, the Packers in the Central, and the Cowboys in the Capitol. The Rams, after rallying for two touchdowns in the final quarter to nip Chicago, 14-10, in their opener, breezed to five straight wins before they ran into trouble against Detroit. As the running game stalled, LA took to the air and pulled it out, 20-17.

The next game was the biggest of the year, pitting the undefeated Rams against the twice-defeated Colts. If the Colts could pull it out, they still had a chance. The game was a surprise to all. Taking advantage of numerous Colt errors, the Rams humiliated Baltimore by a whopping 44-14 margin. Gabriel passed for 282 yards and 3 touchdowns, while Bass rushed for 74 yards and 2 TD's. But for the Rams, the key to this game, and the whole season, was their defense. It allowed only 107 points in 10 games.

It seemed as though the NFL championship would be decided in the Western Conference Championship Game between Los Angeles and the powerful Green Bay Packers. However, when the Chicago Bears upset the Packers in a wild, 37-31 contest, many Bear fans delighted at the possibility of winning the Central Division crown. The Bears had been beaten twice, the Packers once. If Chicago could win their final two games, and if Green Bay lost one, the Bears would be awarded the championship because of the victory over the Pack. As both teams slid by their 9th games (Green Bay 17-13 over Detroit, Chicago 17-0 over Atlanta), the stage was set for the finale. The Bears would be in Baltimore, and Green Bay would play the Rams in L.A. The Rams, playing a steady conventional game, led the Packers 17-10 late in the game, when Starr got going. A tie would be just as good as a win. Using their timeouts, Lombardi's men moved down to the Rams' 31 yard line with 5 seconds left on the clock and no timeouts left. Starr faded to pass on the final play, and spotted Dowler open on the 15. The pass was perfect, and Dowler shook off a tackler and headed for the goal line. But the Rams' Eddie Meador headed him off on the three as time ran out.

Baltimore, who had lost the weak before to San Francisco, 24-14, now owned only a 5-4 record. Pride was all that

was motivating them as they took the field against the Bears. For the Bears, Gale Sayers had almost singlehandedly led the offense, rushing for 229 yards against Green Bay, and 225 (20 carries) in their 26-7 win over Minnesota. A victory here would make Chicago the "Cinderella" team of the year. Early in the game, speedy Sayers scampered past Baltimore's defenders for 62 yards and a touchdown. The Colts rallied behind Unitas' passing to take a 27-14 lead in the final quarter. Bear quarterback Jack Concannon then began to hit, and climaxed a drive with a 28-yard scoring toss to split end Dick Gordon. With the score 27-21 in favor of the Colts, the Bear defense forced Baltimore to punt. The Bears began another drive, and from the Colt 27 yard line, Sayers again broke loose for a score which proved to be the winning touchdown. By a 28-27 victory, Chicago had won a chance to become NFL champions. But their glory was short-lived. The Rams dominated the Western Conference Champ-

ionship game to win, 28-5.

In the Eastern Conference, Dallas breezed to the Capitol division championship with a 8-2 record, beaten only by Pittsburgh and, on the final day of the season, Washington.

The Century Division, however, was no runaway. Three teams—New York, St. Louis, and Cleveland, were separated by one half game. The Giants, led by the passing of QB Fran Tarkenton won the prize though both New York and the Cardinals sported identical 5-4-1 records. Since the Giants defeated the Cards 21-17, in their fourth game, they were awarded first place.

Scores of the championship games are listed at the end of my statistics.

My league was certainly not as realistic as it could have been, but it could not be beat for thrills and excitement. No game was a chore to play, each had its own moments of excitement."

Casey McKeever, 5314 Greenmeadow Road, Long Beach, Ca 90808.

10 Game NFL Replay Statistics

Concannon, Chicago	200	76	38.0	1009	4	2.0	5	38	5.05
Johnson, Atlanta	292	124	42.5	1427	16	5.5	5	38	4.89
Nelson, Pittsburgh	167	63	37.7	1003	9	5.4	2	48	6.01
Kapp, Minnesota	154	69	44.8	779	11	7.1	2	48	5.06
Vanderkellen, Minnesota	94	30	31.9	439	4	4.3	1	43	4.67

Scores of Championship games:

Eastern Conference Championship

New York 20, Dallas 15







Western Conference Championship

Los Angeles 28, Chicago 5

NFL CHAMPIONSHIP

Los Angeles 34, New York 31

Official National League Schedule -- East Division

1969	AT CHICAGO	AT MONTREAL	AT NEW YORK	AT PHILADELPHIA	AT PITTSBURGH	AT ST. LOUIS
CHICAGO		Apr. 19, 20, 20 June 30*, July 1, 2*, 3 Sept. 15*, 16	Apr. 25*, 26, 27, 27 July 8, 9*, 10 Sept. 8*, 9*	Apr. 28*, 29*, 30* July 18*, 19, 20, 20 Sept. 10*, 11*	Apr. 22, 22 June 16*, 17*, 17*, 18* Sept. 26*, 27, 28	Apr. 16*, 17* July 4, 5, 6, 6 Sept. 12*, 13*, 14
MONTREAL	Apr. 11, 12, 13 June 20, 21, 22, 22 Sept. 23, 24		Apr. 8, 9, 10 July 11*, 12, 13, 13 Sept. 10*, 11	Apr. 16*, 17* July 4*, 5, 6, 6 Sept. 12*, 13*, 14	Apr. 25*, 26, 27 July 7*, 8*, 9*, 10* Oct. 1*, 2*	Apr. 21*, 22 June 16*, 17*, 18*, 19 Sept. 5*, 6*, 7
NEW YORK	May 2, 3, 4, 4 July 14, 15, 16 Oct. 1, 2	Apr. 29, 30*, May 1 July 18*, 19, 20, 20 Sept. 17*, 18*		Apr. 14*, 15* June 17*, 17*, 18*, 19* Sept. 26*, 27, 28	Apr. 16*, 17* July 4, 4, 5, 6 Sept. 12*, 13, 14	Apr. 18*, 19*, 20 June 30*, July 1*, 2*, 3 Sept. 15*, 16*
PHILADELPHIA	Apr. 8, 9, 10 July 11, 12, 13, 13 Sept. 17, 18	Apr. 23, 24 June 27*, 28, 29, 29 Sept. 19*, 20, 21	Apr. 21*, 22 June 24*, 24*, 25*, 26 Sept. 5*, 6, 7		Apr. 11, 12, 13 June 30*, July 1*, 2* Sept. 23*, 24*, 25*	May 2*, 3, 4 July 15*, 16*, 17* Sept. 30*, Oct. 1*, 2*
PITTSBURGH	Apr. 14, 15 June 23, 24, 25, 26 Sept. 5, 6, 7	May 2*, 3, 4 July 14*, 15*, 16*, 17* Sept. 8*, 9*	Apr. 23*, 24 June 27*, 28*, 29 Sept. 19*, 20, 21, 21	Apr. 18*, 19*, 20 June 20*, 21, 22, 22 Sept. 15*, 16		Apr. 8*, 9*, 10 July 11*, 12, 13, 13 Sept. 17*, 18
ST. LOUIS	Apr. 23, 24 June 27, 28, 29, 29 Sept. 19, 20, 21	Apr. 14, 15 June 23*, 24, 25*, 26 Sept. 26*, 27, 28	Apr. 11, 12, 13 June 20*, 21, 22, 22 Sept. 23*, 24*	Apr. 25*, 26*, 27 July 7*, 8*, 9*, 10 Sept. 8*, 9*	Apr. 28*, 29*, 30*, May 1* July 18*, 19*, 20 Sept. 10*, 11*	
ATLANTA	May 30, 31, June 1 Aug. 19, 20, 21	May 16*, 17*, 18, 19 Aug. 5*, 6*	May 13*, 14*, 15 Aug. 1*, 2*, 3	May 9*, 10*, 11 July 29*, 30*, 31*	June 13*, 14*, 15 Aug. 26*, 27*, 28*	June 2*, 3*, 4 Aug. 22*, 23*, 24
CINCINNATI	June 6, 7, 8 Aug. 26, 27, 28	May 9*, 10, 11 Aug. 12*, 13*, 14*	May 6*, 7* July 24*, 25*, 26, 27	May 13*, 14*, 15* Aug. 1*, 2*, 3	June 2*, 3*, 4* Aug. 22*, 23*, 24	May 30*, 31*, June 1 Aug. 19*, 20*, 21*
HOUSTON	June 3, 4 Aug. 22, 23, 24, 24	May 13*, 14* Aug. 1*, 2, 3, 3	May 9*, 10, 11, 11 July 29*, 30	May 6*, 7*, 8* Aug. 15*, 16, 17	May 30, 30, 31, June 1 Aug. 19*, 20*	June 13*, 14*, 15 Aug. 26*, 27*, 28*
LOS ANGELES	May 6, 7 July 24, 25, 26, 27	May 27*, 28*, 29* Aug. 15*, 16*, 17	June 2*, 3*, 4* Aug. 22*, 23, 24	May 30*, 31*, June 1 Aug. 19*, 20*, 21*	May 9*, 10, 11 July 29*, 30*, 31*	May 12*, 13*, 14* Aug. 1*, 2*, 3
SAN DIEGO	May 12, 13, 14 Aug. 1, 2, 3	May 30*, 31*, June 1 Aug. 19*, 20*, 21*	May 27*, 28* Aug. 15*, 16, 17, 17	June 2*, 3*, 4* Aug. 22*, 23*, 24	May 6*, 7* July 24*, 25*, 26, 27	May 9*, 10*, 11 July 28*, 29*, 30*
SAN FRANCISCO	May 9, 10, 11 July 29, 30, 31	June 2*, 3*, 4* Aug. 22*, 23*, 24	May 30*, 31, June 1 Aug. 19*, 20*, 21	May 16*, 17*, 18 Aug. 4*, 5*, 6*	May 12*, 13*, 14* Aug. 1*, 2*, 3	May 6*, 7* July 24*, 25*, 26, 27

Asterisk Denotes Night Game. Heavy Black Figures Denote Sundays. All-Star Game at Washington, D. C., Tuesday, July 22.

Coach Bob Cousy's five-year record at Boston College:
 1963-64: 10 wins, 11 losses
 1964-65: 22 7 (NIT)
 1965-66: 21 5 (NIT)
 1966-67: 23 3 (NCAA)
 1967-68: 17 8 (NCAA)